



- 开启角度: 105度
- 铰杯厚度: 10.5毫米
- 铰杯直径: 35毫米
- 面板(K)尺寸: 3毫米-7毫米
- 材质: 304不锈钢 / 430不锈钢
- 门可选用板厚: 14毫米-20毫米
- Opening angle: 105°
- Depth of hinge cup: 10.5mm
- Diameter of hinge cup: 35mm
- Drilling distance on the door(K): 3-7mm
- Material: 304 stainless steel / 430 stainless steel
- Range of door thickness: 14-20mm

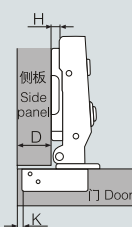
BF05系列内置阻尼自动铰链功能图 BF05 Installation dimensions

D: 盖位计算值表 Overlay
A: 间隙位计算值表 Gap



BF05A 全盖 Full overlay

$$H = 14 + K - D$$

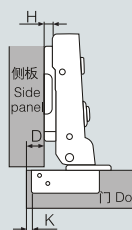


H \ D	K	3	4	5	6	7
0		17	18	19	20	21
2		15	16	17	18	19
4		13	14	15	16	17



BF05B 半盖 Half overlay

$$H = 5 + K - D$$

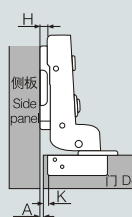


H \ D	K	3	4	5	6	7
0		8	9	10	11	12
2		6	7	8	9	10
4		4	5	6	7	8



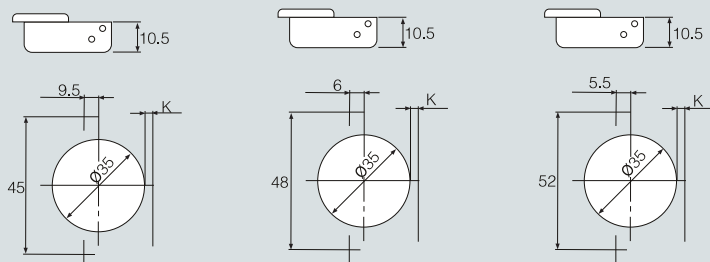
BF05C 内嵌 Insert

$$H = -4 + K + A$$



H \ A	K	3	4	5	6	7
0		1	0	-1	-2	-3
2		3	2	1	0	-1
4		5	4	3	2	1

铰杯种类 Hinge cup types



可配底座 Plate

序号 No	名称 Item no.	H值 H Value	孔型/安装尺寸L Hole type/Mounting dimension	类型 type
1	BF40S	H=0	四孔 four holes/37mm	普通 Normal
2	BF40T	H=0	四孔 four holes/37mm	普通 Normal
3				

安装尺寸L (Mounting dimension L)

